


## CONE SERIES

### Product Specification Sheet

---



---

This document contains technical information about the Cone Series

---



## Description

The Cone table's are made of character premium wood. We embrace the natural beauty and properties of solid sustainable wood. Focused on the needs of creative and elegant working environments, the Cone table is a table serie that can cater to all conceivable dimensions. The wood is individually selected and combined for each piece of our furniture. Each Cone table is unique in color and grain. We exclusively work with wood sources from sustainable forestry. Cone tables can all be equipped with the latest integrated wire management solutions or wireless charging.

## Specifications

Tabletop  
Premium Solid Wood 40mm

Base  
Premium Solid Wood

Accessible electrification  
Various options

Including felt gliders

Pre assembled: No

## Materials

Solid premium Oak, Walnut or ash wood

Oiled or stained colours and finished in satin matt lacquer

## Customizable


[View the full color overview on our website or download the material information sheet.](#)

The complete Cone Series offers a broad range of furnishing options for both private and public spaces. The Sway models can be equipped with electrification applications, such as wireless charging or powersupply.



## Configurations

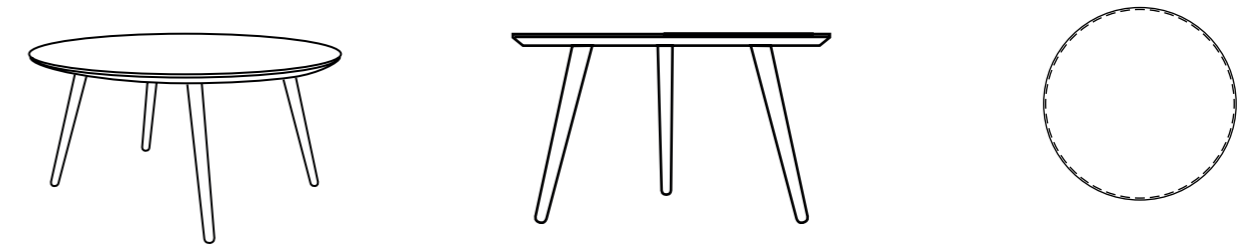
### Side table high 40 - 46 cm high



### Side table high 46 - 66 cm high



### Table 74 - 76cm high



### Bar 90 -110cm high



All our solid wood tables are made to measure and can be manufactured in (all) custom sizes.

## Configurations

Table 74 - 76cm high



Table 74 - 76cm high

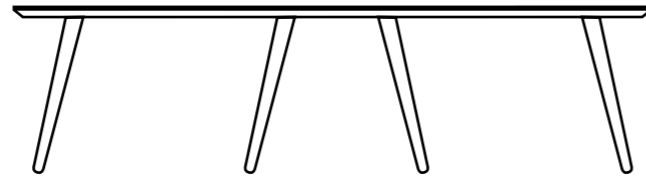
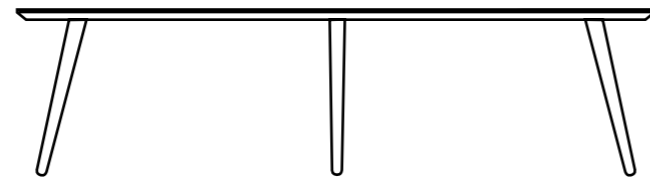




Table 74 - 76cm high



## Table top options



All our solid wood tables are made to measure and can be manufactured in (all) custom sizes.

## Example dimensions

### Round top

#### Side table

ø: 40cm x Height: 40-66 cm (3 legs)  
ø: 50cm x Height: 40-66 cm (3 legs)  
ø: 60cm x Height: 40-66 cm (3 legs)  
ø: 70cm x Height: 40-66 cm (3 legs)  
ø: 75cm x Height: 40-66 cm (3 legs)

#### Bar

ø: 90cm x Height: 90 - 110cm (3 legs)  
ø: 100cm x Height: 90 - 110cm (3 legs)  
ø: 110cm x Height: 90 - 110cm (3 legs)  
ø: 120cm x Height: 90 - 110cm (3 legs)  
ø: 130cm x Height: 90 - 110cm (3 legs)  
ø: 140cm x Height: 90 - 110cm (3 legs)  
ø: 150cm x Height: 90 - 110cm (4 legs)  
ø: 160cm x Height: 90 - 110cm (4 legs)  
ø: 170cm x Height: 90 - 110cm (4 legs)  
ø: 180cm x Height: 90 - 110cm (4 legs)

#### Table

ø: 90cm x Height: 74-76cm (3 legs)  
ø: 100cm x Height: 74-76cm (3 legs)  
ø: 120cm x Height: 74-76cm (3 legs)  
ø: 130cm x Height: 74-76cm (3 legs)  
ø: 150cm x Height: 74-76cm (3 legs)  
ø: 160cm x Height: 74-76cm (4 legs)  
ø: 180cm x Height: 74-76cm (4 legs)  
ø: 200cm x Height: 74-76cm (4 legs)  
ø: 240cm x Height: 74-76cm (5 legs)

### Straight, Oval top

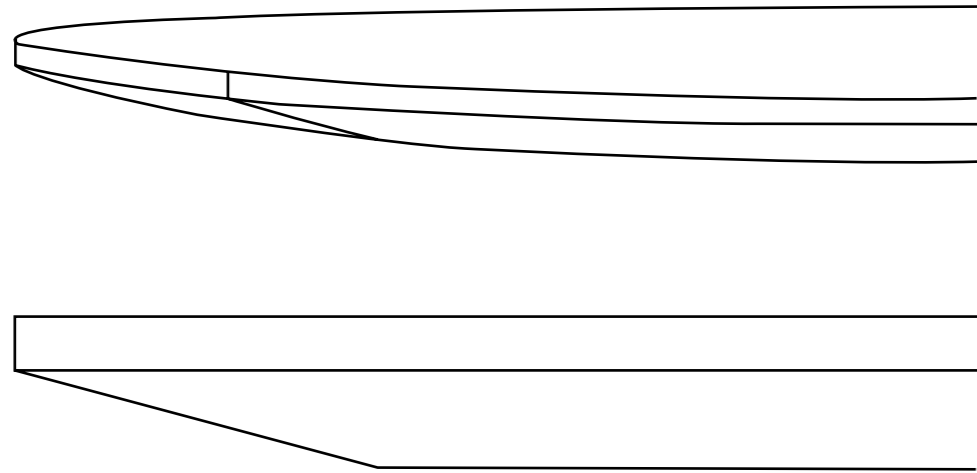
#### Table

160cm x 90-130 x 74-76cm (4 legs)  
180cm x 90-130 x 74-76cm (4 legs)  
200cm x 90-130 x 74-76cm (4 legs)  
240cm x 90-130 x 74-76cm (4 legs)  
260cm x 90-130 x 74-76cm (4 legs)  
280cm x 90-130 x 74-76cm (4 legs)  
300cm x 90-130 x 74-76cm (4 legs)  
320cm x 90-130 x 74-76cm (4 legs)

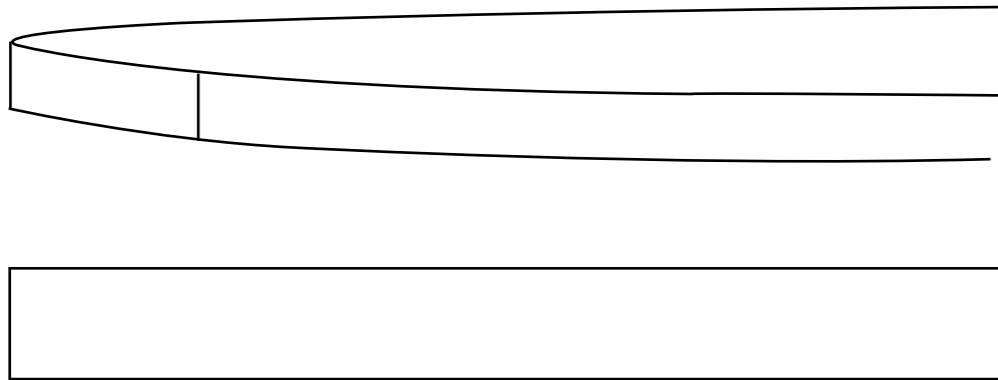
All our solid wood tables are made to measure and can be manufactured in (all) custom sizes.

## Edge finish options

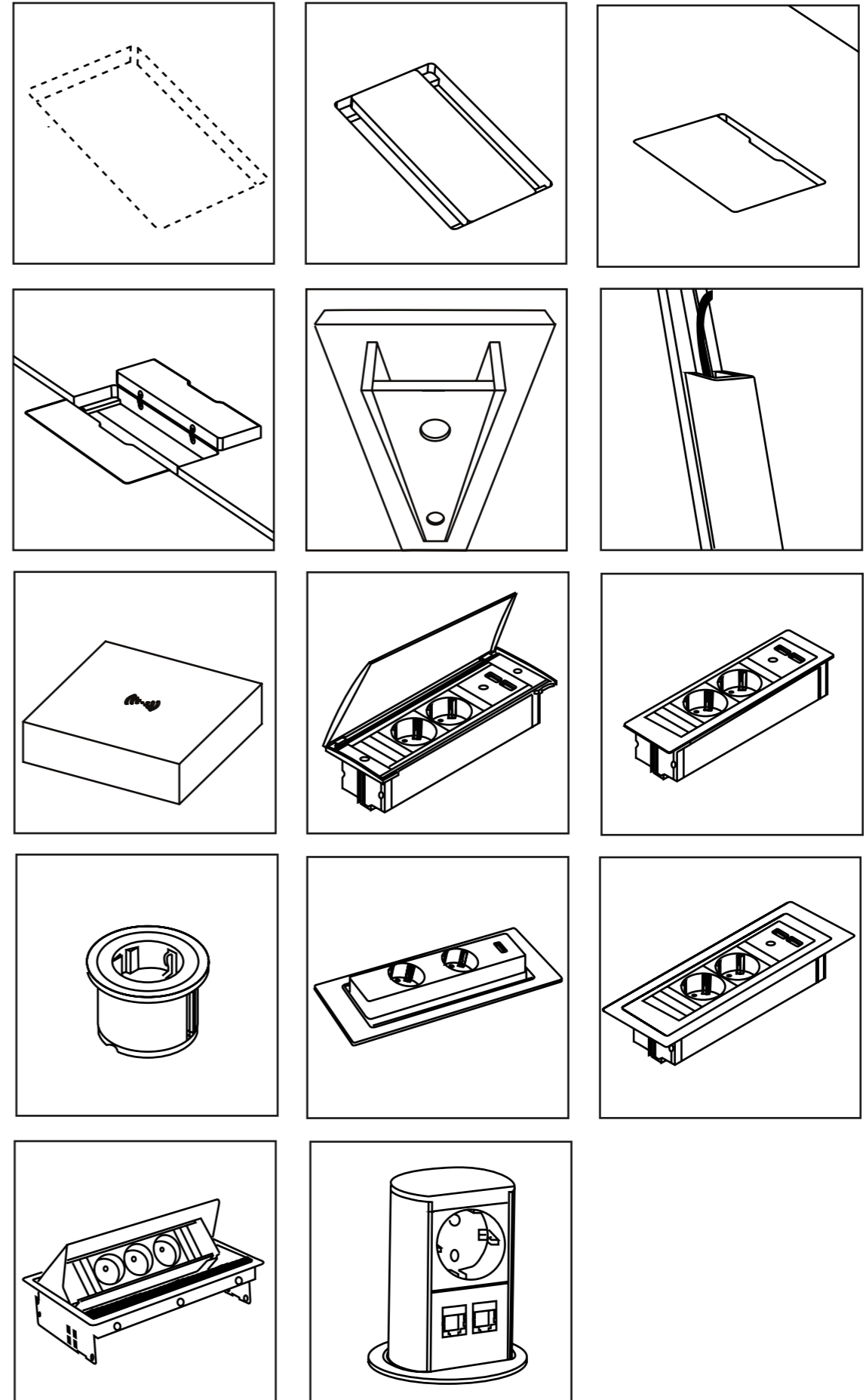
Chamfered



Straight



## Cable management & electrification options



Case studies

---



Case studies

---





**SUPPORT**

We are here to help.  
If you have any questions,  
please don't hesitate to contact us.

**E-MAIL**

[info@spell-furniture.com](mailto:info@spell-furniture.com)

**PHONE**

+31 (0) 344 842765